

## Data Collection Statistics

Montezuma County - Colorado

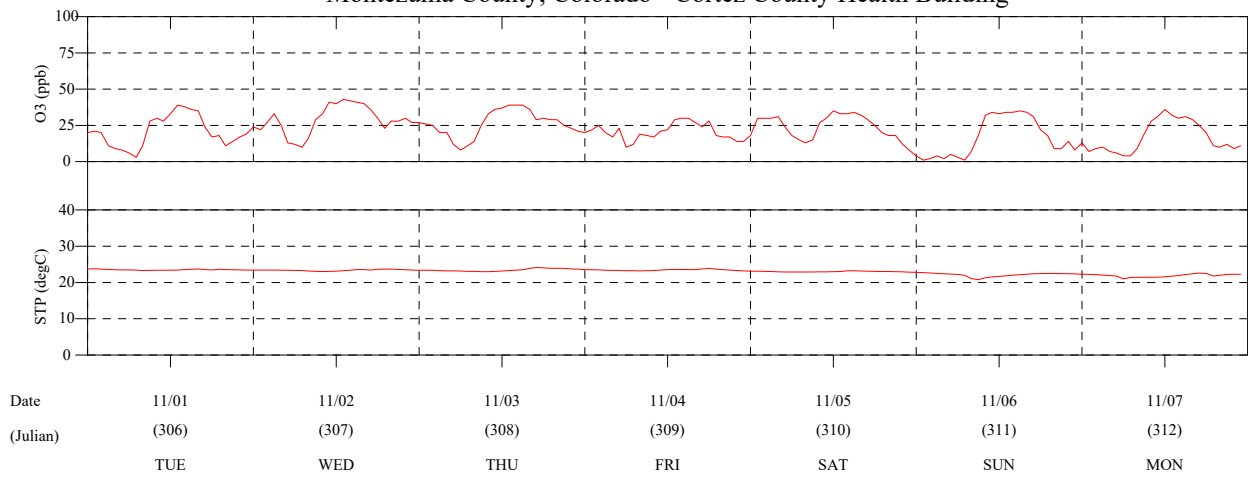
11/01/2016 - 11/30/2016

| Parameter           | Interval | Par Code | No. Possible | No. Collected | % Collected | No. Valid | % Valid |
|---------------------|----------|----------|--------------|---------------|-------------|-----------|---------|
| Ozone               | hourly   | O3       | 720          | 718           | 99.7        | 718       | 99.7    |
| Station Temperature | hourly   | STP      | 720          | 720           | 100.0       | 720       | 100.0   |

Note: The percent valid is calculated against the number possible.

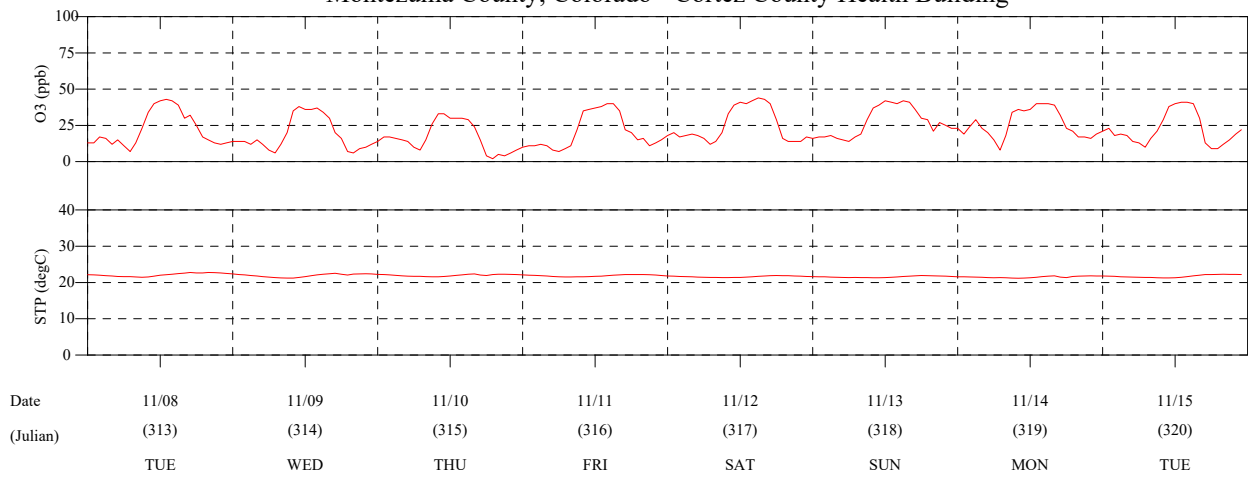
Automatic zeros and spans are performed daily on most ambient gas analyzers and ambient data can only be reported if the duration of these events is less than 25% of the hour. As a result, the maximum percent valid is generally less than 100%.

### Montezuma County, Colorado - Cortez County Health Building



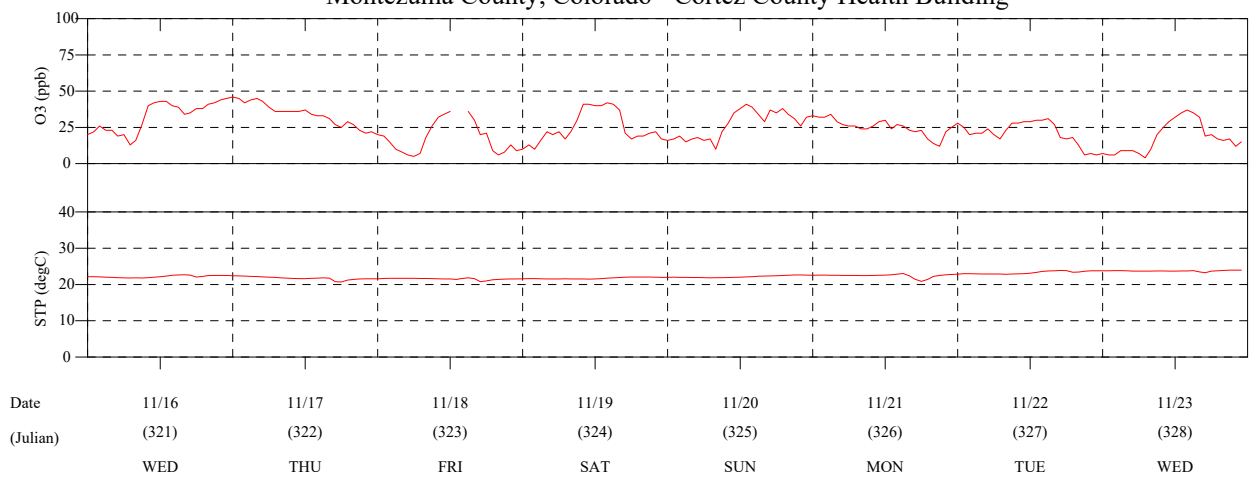
November 2016

### Montezuma County, Colorado - Cortez County Health Building



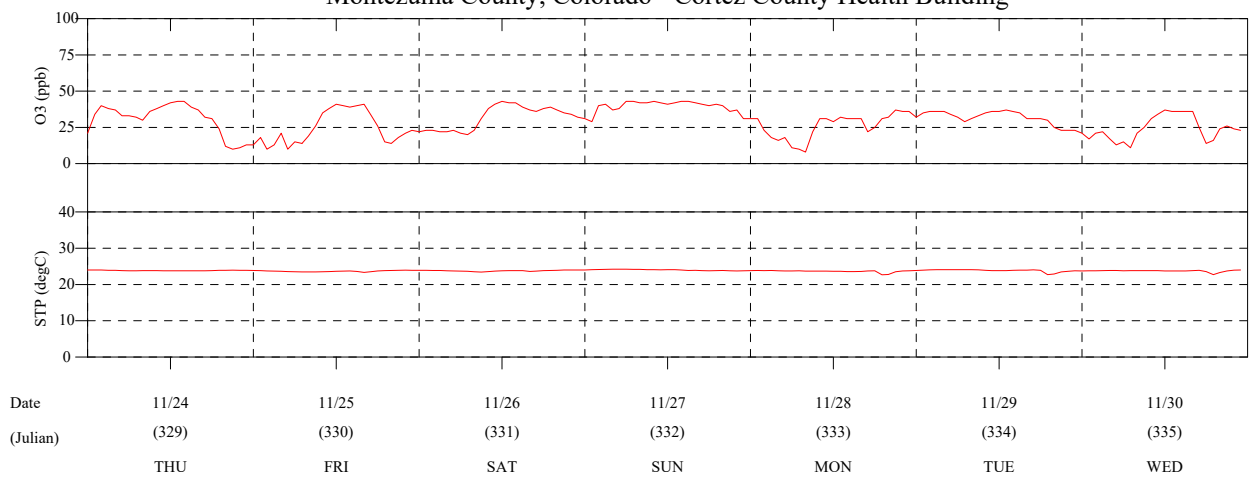
November 2016

### Montezuma County, Colorado - Cortez County Health Building



November 2016

### Montezuma County, Colorado - Cortez County Health Building



Ozone  
 10 Highest Daily Maximum 8-hour running averages  
 Montezuma County - Colorado

11/01/2016 - 11/30/2016

| Value | Date       | Start and End Time of<br>Daily Maximum<br>8-Hour Average | Daily Maximum<br>8-Hour Average<br>(ppb) |
|-------|------------|--|--|
| 1     | 11/16/2016 | 21 - 04  | 44                                       |
| 2     | 11/17/2016 | 00 - 07  | 42                                       |
| 3     | 11/27/2016 | 06 - 13  | 42                                       |
| 4     | 11/12/2016 | 10 - 17  | 40                                       |
| 5     | 11/02/2016 | 10 - 17  | 39                                       |
| 6     | 11/13/2016 | 10 - 17  | 39                                       |
| 7     | 11/19/2016 | 09 - 16  | 39                                       |
| 8     | 11/24/2016 | 09 - 16  | 39                                       |
| 9     | 11/26/2016 | 09 - 16  | 39                                       |
| 10    | 11/25/2016 | 10 - 17  | 38                                       |

0 Days this period with 8-hour averages > 70 ppb