

Data Collection Statistics

Montezuma County - Colorado

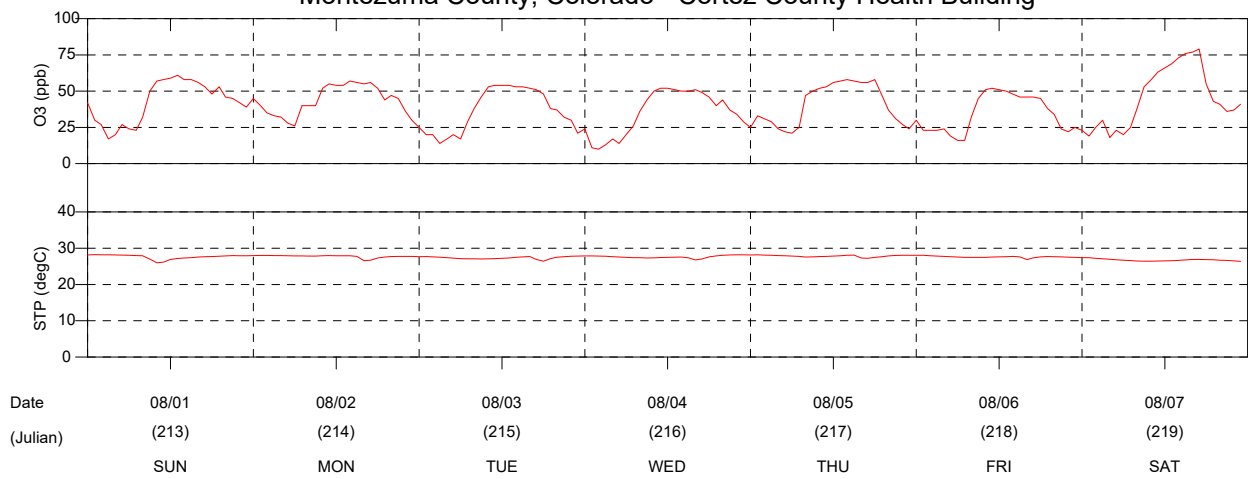
08/01/2021 - 08/31/2021

| Parameter | Interval | Par Code | No. Possible | No. Collected | % Collected | No. Valid | % Valid |
|---------------------|----------|----------|--------------|---------------|-------------|-----------|---------|
| Ozone | hourly | O3 | 744 | 744 | 100.0 | 744 | 100.0 |
| Station Temperature | hourly | STP | 744 | 744 | 100.0 | 744 | 100.0 |

Note: The percent valid is calculated against the number possible.

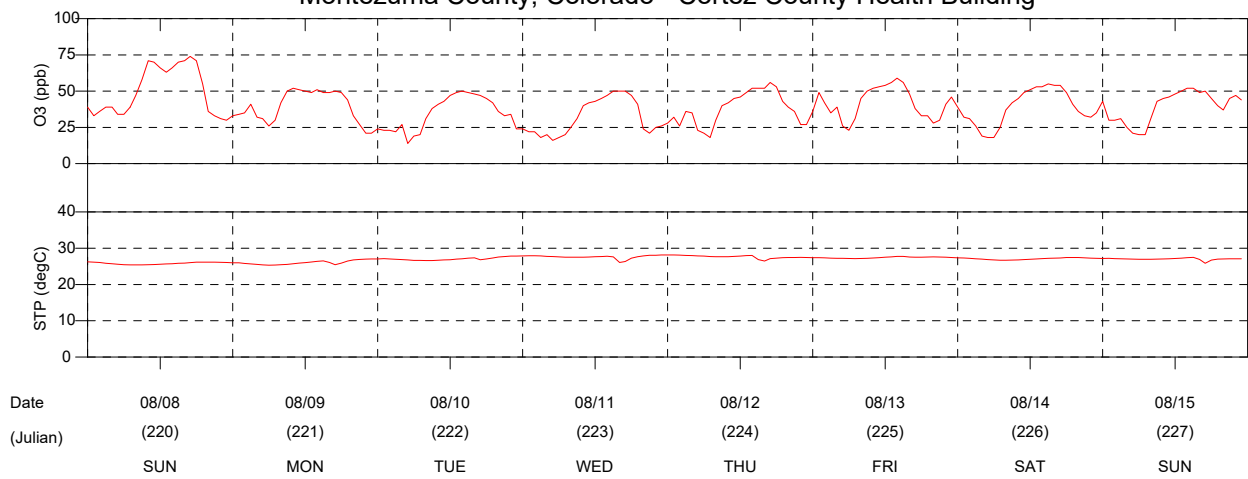
Automatic zeros and spans are performed daily on most ambient gas analyzers and ambient data can only be reported if the duration of these events is less than 25% of the hour. As a result, the maximum percent valid is generally less than 100%.

Montezuma County, Colorado - Cortez County Health Building



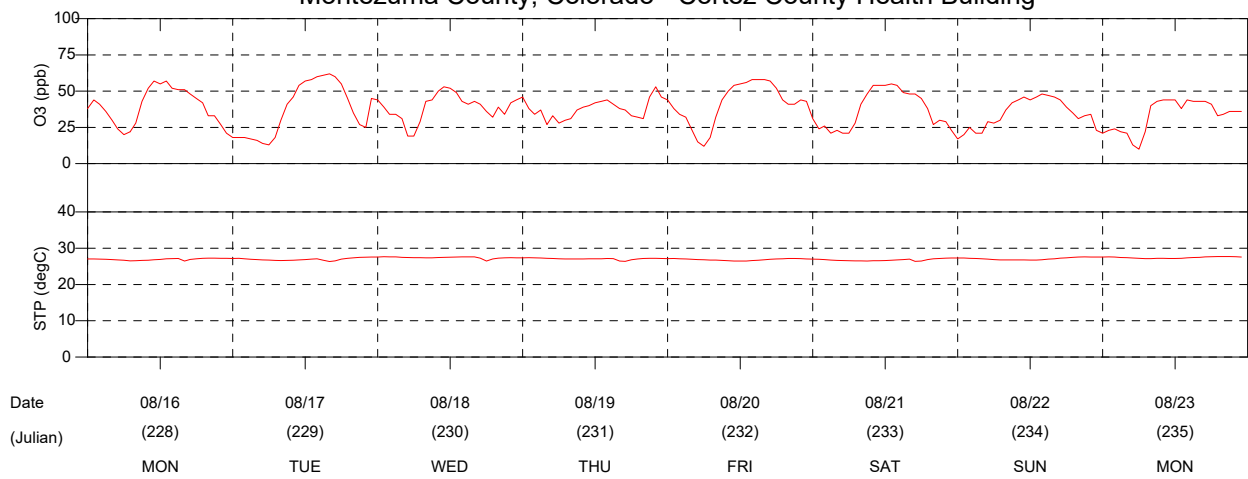
August 2021

Montezuma County, Colorado - Cortez County Health Building



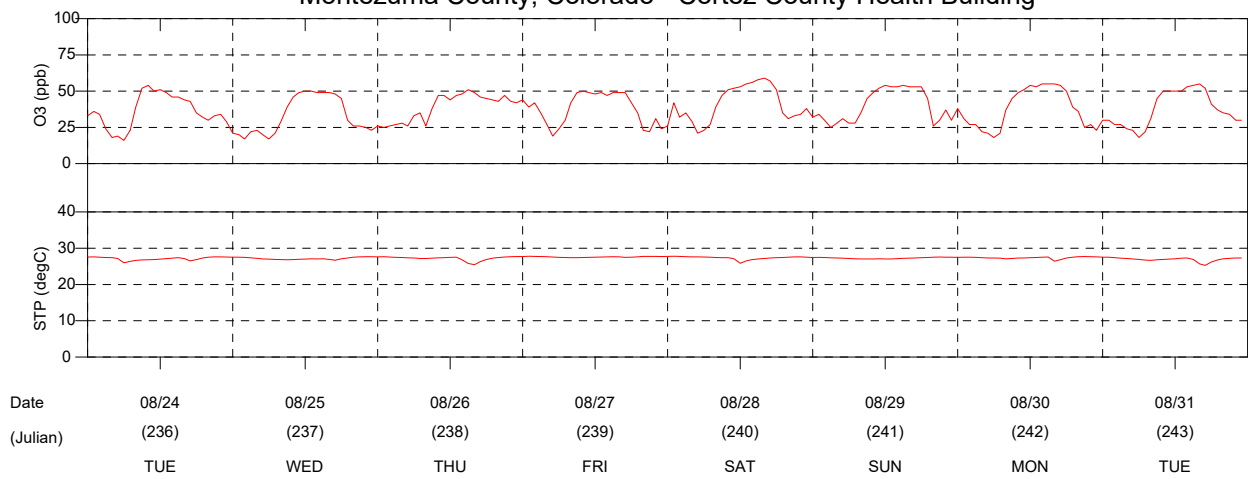
August 2021

Montezuma County, Colorado - Cortez County Health Building



August 2021

Montezuma County, Colorado - Cortez County Health Building



August 2021

Ozone
 10 Highest Daily 1-Hour Average Maximum Concentrations
 Montezuma County - Colorado

08/01/2021 - 08/31/2021

| Value | Date | Hour | Concentration (ppb) |
|-------|------------|------|------------------------|
| 1 | 08/07/2021 | 17 | 79 |
| 2 | 08/08/2021 | 17 | 74 |
| 3 | 08/17/2021 | 16 | 62 |
| 4 | 08/01/2021 | 13 | 61 |
| 5 | 08/13/2021 | 14 | 59 |
| 6 | 08/28/2021 | 16 | 59 |
| 7 | 08/05/2021 | 14 | 58* |
| 8 | 08/20/2021 | 14 | 58* |
| 9 | 08/02/2021 | 14 | 57 |
| 10 | 08/16/2021 | 11 | 57** |

* This value was also recorded during one or more hours later in the day.

** This value was also recorded later in the reported period.

Ozone
 10 Highest Daily Maximum 8-hour running averages
 Montezuma County - Colorado

08/01/2021 - 08/31/2021

| Value | Date | Start and End Time of Daily Maximum 8-Hour Average | Daily Maximum 8-Hour Average (ppb) |
|-------|------------|--|--|
| 1 | 08/07/2021 | 10 - 17 | 70 |
| 2 | 08/08/2021 | 10 - 17 | 68 |
| 3 | 08/17/2021 | 11 - 18 | 58 |
| 4 | 08/01/2021 | 09 - 16 | 57 |
| 5 | 08/05/2021 | 11 - 18 | 56 |
| 6 | 08/20/2021 | 11 - 18 | 56 |
| 7 | 08/28/2021 | 10 - 17 | 55 |
| 8 | 08/02/2021 | 10 - 17 | 54 |
| 9 | 08/03/2021 | 10 - 17 | 53 |
| 10 | 08/13/2021 | 08 - 15 | 53 |

0 Days this period with 8-hour averages > 70 ppb