

Data Collection Statistics

Montezuma County - Colorado

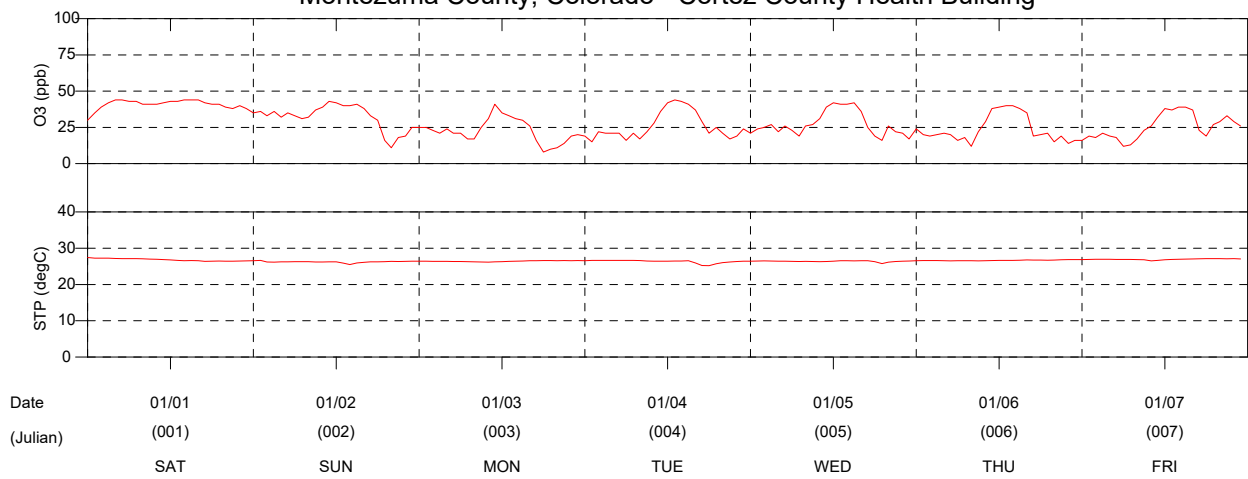
01/01/2022 - 01/31/2022

Parameter	Interval	Par Code	No. Possible	No. Collected	% Collected	No. Valid	% Valid
Ozone	hourly	O3	744	742	99.7	741	99.6
Station Temperature	hourly	STP	744	744	100.0	744	100.0

Note: The percent valid is calculated against the number possible.

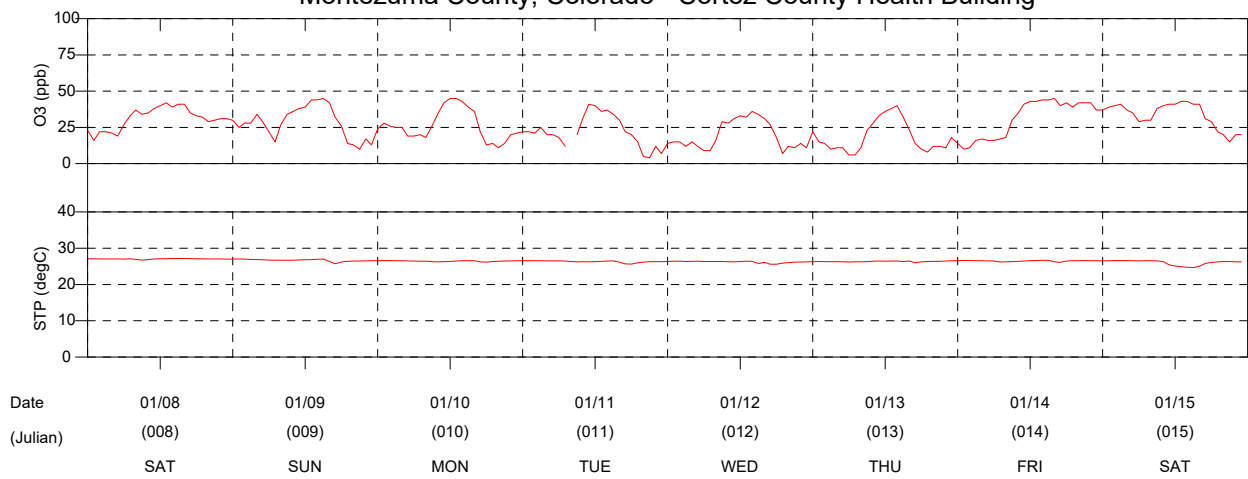
Automatic zeros and spans are performed daily on most ambient gas analyzers and ambient data can only be reported if the duration of these events is less than 25% of the hour. As a result, the maximum percent valid is generally less than 100%.

Montezuma County, Colorado - Cortez County Health Building



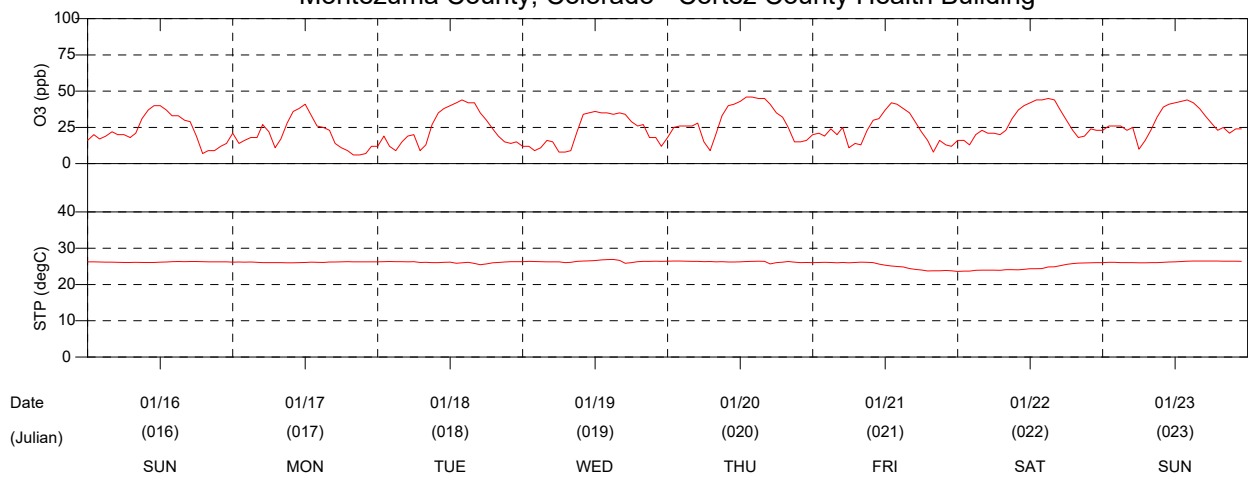
January 2022

Montezuma County, Colorado - Cortez County Health Building



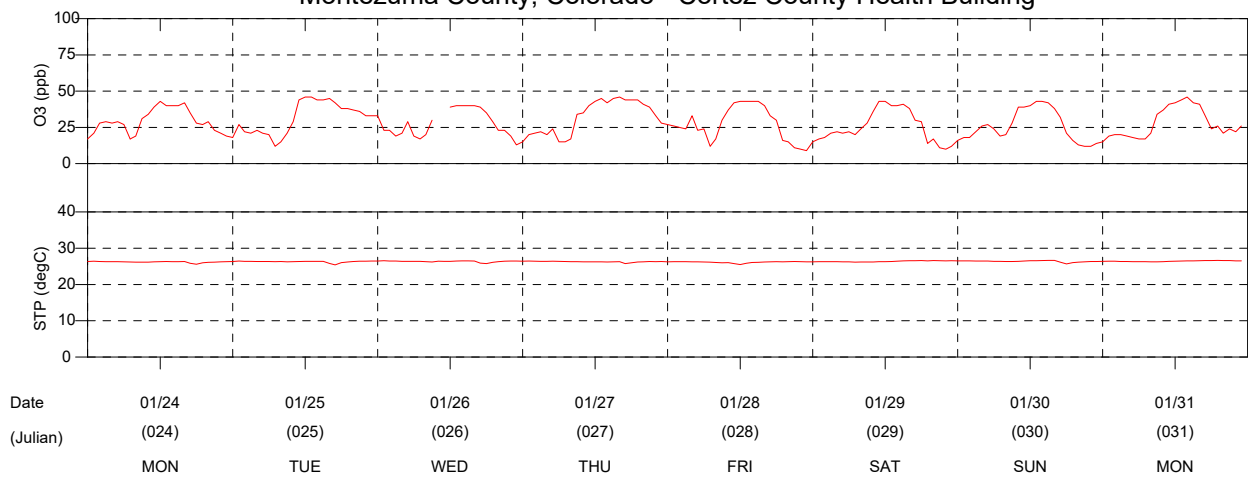
January 2022

Montezuma County, Colorado - Cortez County Health Building



January 2022

Montezuma County, Colorado - Cortez County Health Building



January 2022

Ozone
 10 Highest Daily Maximum 8-hour running averages
 Montezuma County - Colorado

01/01/2022 - 01/31/2022

Value	Date	Start and End Time of Daily Maximum 8-Hour Average	Daily Maximum 8-Hour Average (ppb)
1	01/27/2022	12 - 19	44
2	01/20/2022	10 - 17	43
3	01/25/2022	11 - 18	43
4	01/01/2022	07 - 14	42
5	01/14/2022	11 - 18	42
6	01/15/2022	09 - 16	41
7	01/22/2022	10 - 17	41
8	01/02/2022	09 - 16	40
9	01/09/2022	09 - 16	40
10	01/23/2022	09 - 16	40

0 Days this period with 8-hour averages > 70 ppb