

Data Collection Statistics

Montezuma County - Colorado

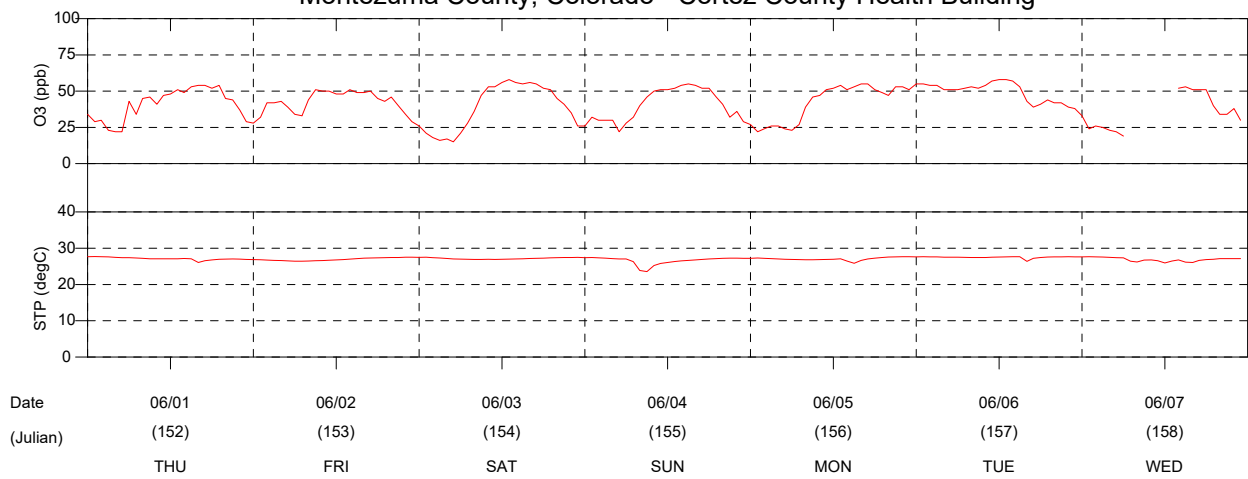
06/01/2023 - 06/30/2023

Parameter	Interval	Par Code	No. Possible	No. Collected	% Collected	No. Valid	% Valid
Ozone	hourly	O3	720	711	98.8	711	98.8
Station Temperature	hourly	STP	720	720	100.0	720	100.0

Note: The percent valid is calculated against the number possible.

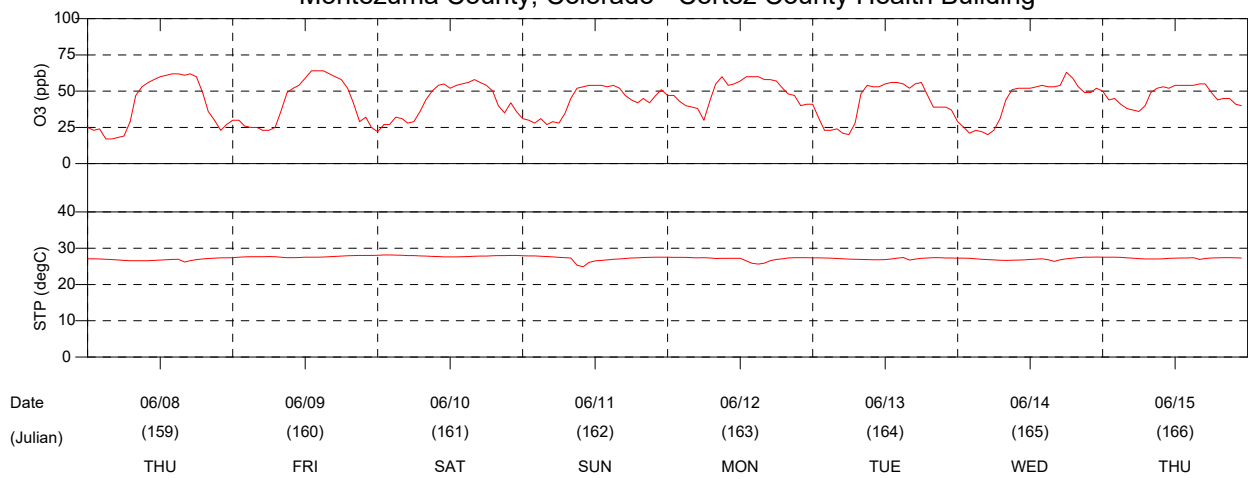
Automatic zeros and spans are performed daily on most ambient gas analyzers and ambient data can only be reported if the duration of these events is less than 25% of the hour. As a result, the maximum percent valid is generally less than 100%.

Montezuma County, Colorado - Cortez County Health Building



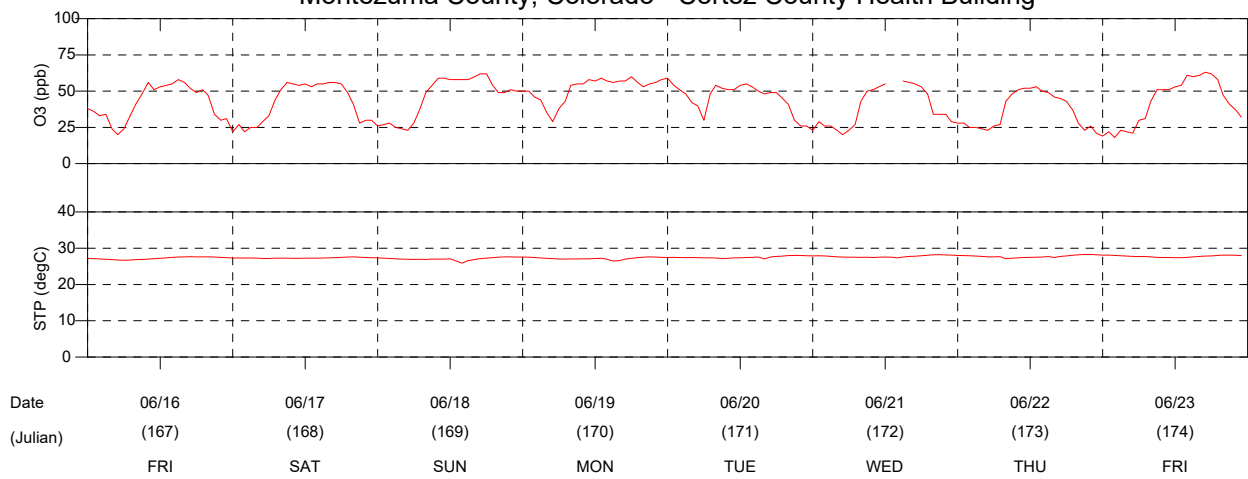
June 2023

Montezuma County, Colorado - Cortez County Health Building



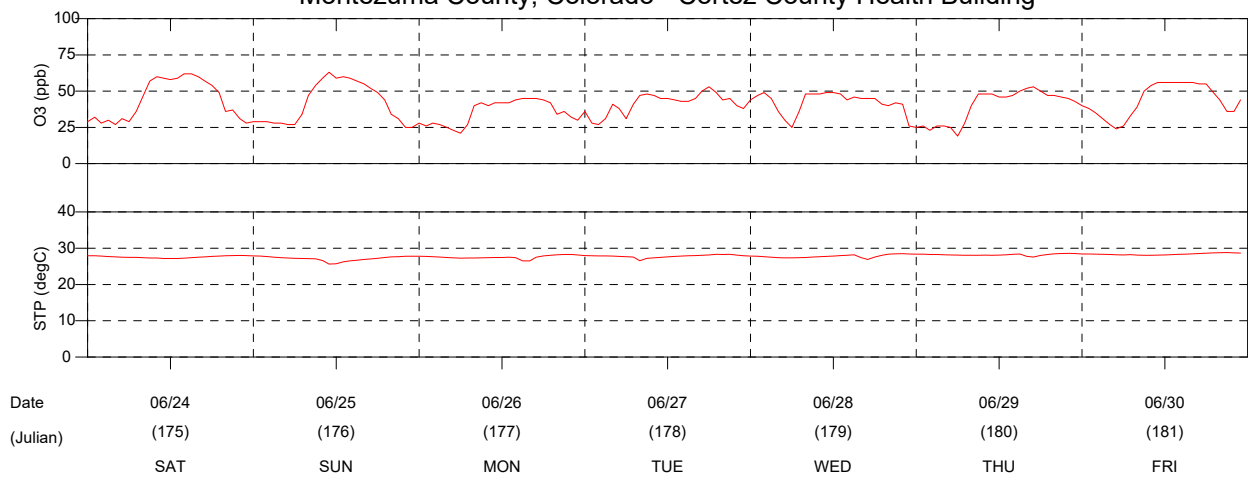
June 2023

Montezuma County, Colorado - Cortez County Health Building



June 2023

Montezuma County, Colorado - Cortez County Health Building



June 2023

Ozone
 10 Highest Daily Maximum 8-hour running averages
 Montezuma County - Colorado

06/01/2023 - 06/30/2023

Value	Date	Start and End Time of Daily Maximum 8-Hour Average	Daily Maximum 8-Hour Average (ppb)
1	06/08/2023	10 - 17	60
2	06/09/2023	11 - 18	60
3	06/18/2023	10 - 17	59
4	06/23/2023	12 - 19	59
5	06/24/2023	09 - 16	59
6	06/12/2023	09 - 16	58
7	06/25/2023	09 - 16	58
8	06/19/2023	10 - 17	57
9	06/03/2023	10 - 17	55
10	06/06/2023	07 - 14	55

0 Days this period with 8-hour averages > 70 ppb