

Data Collection Statistics

Montezuma County - Colorado

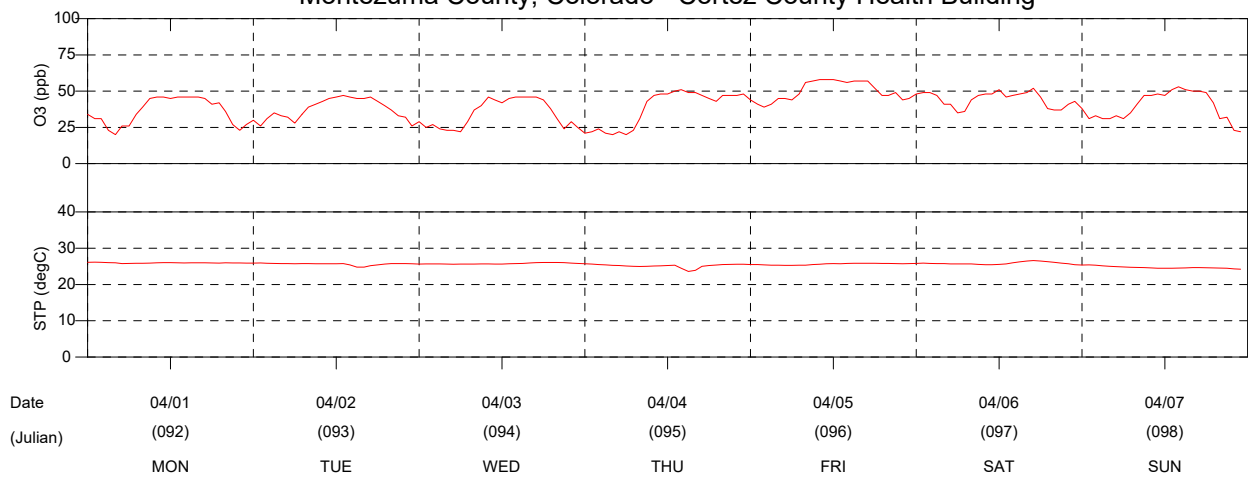
04/01/2024 - 04/30/2024

| Parameter           | Interval | Par Code | No. Possible | No. Collected | % Collected | No. Valid | % Valid |
|---------------------|----------|----------|--------------|---------------|-------------|-----------|---------|
| Ozone               | hourly   | O3       | 720          | 718           | 99.7        | 718       | 99.7    |
| Station Temperature | hourly   | STP      | 720          | 718           | 99.7        | 718       | 99.7    |

Note: The percent valid is calculated against the number possible.

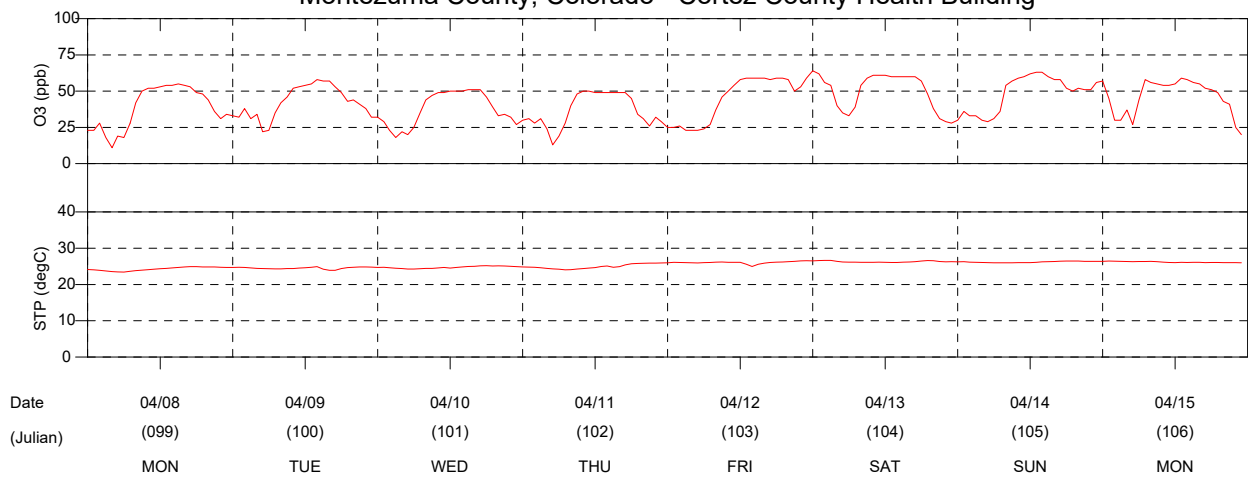
Automatic zeros and spans are performed daily on most ambient gas analyzers and ambient data can only be reported if the duration of these events is less than 25% of the hour. As a result, the maximum percent valid is generally less than 100%.

### Montezuma County, Colorado - Cortez County Health Building



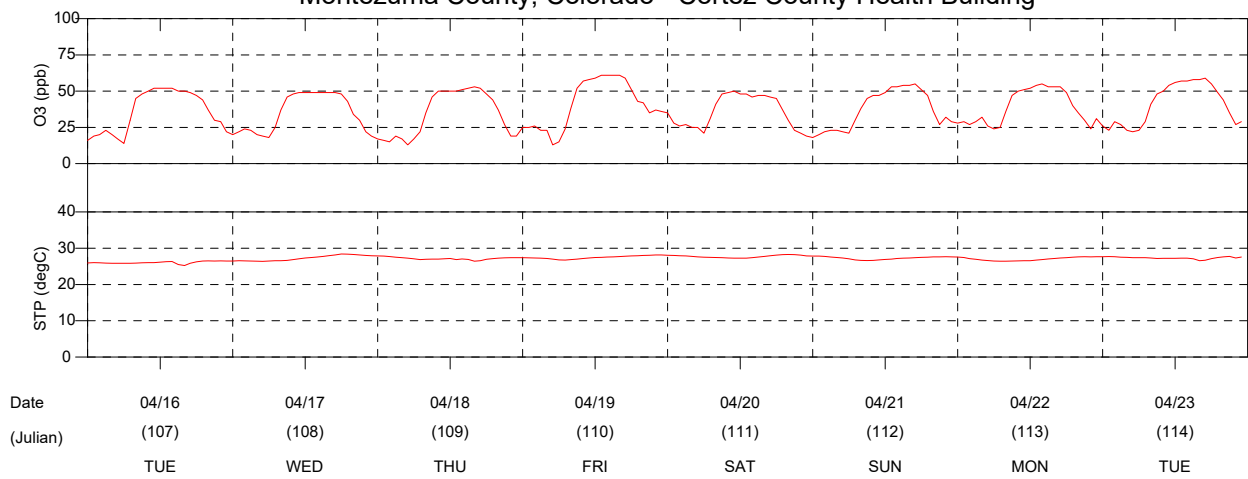
April 2024

### Montezuma County, Colorado - Cortez County Health Building



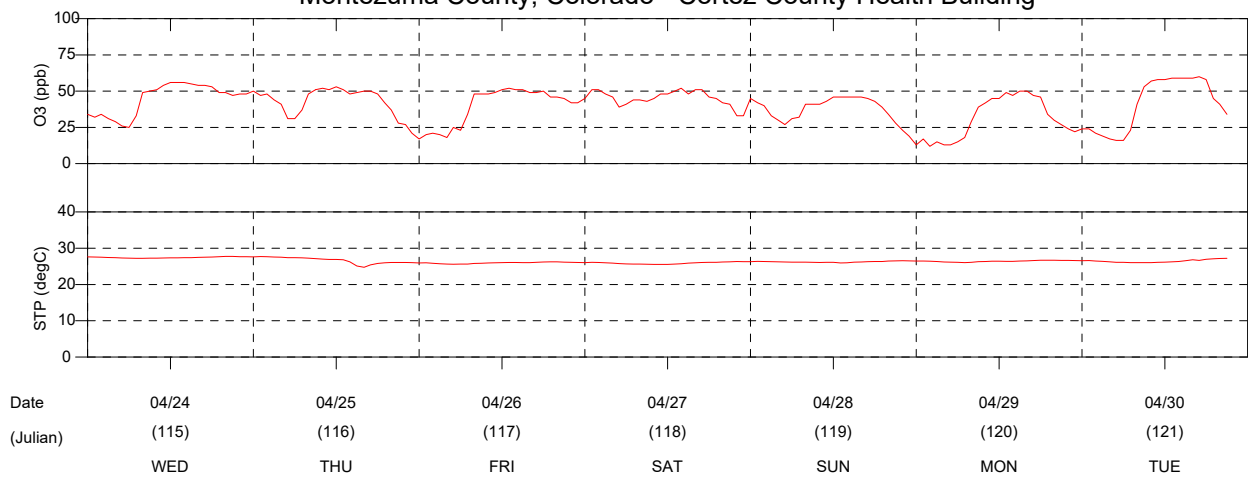
April 2024

### Montezuma County, Colorado - Cortez County Health Building



April 2024

### Montezuma County, Colorado - Cortez County Health Building



April 2024

Ozone  
 10 Highest Daily Maximum 8-hour running averages  
 Montezuma County - Colorado

04/01/2024 - 04/30/2024

| Value | Date       | Start and End Time of<br>Daily Maximum<br>8-Hour Average | Daily Maximum<br>8-Hour Average<br>(ppb) |
|-------|------------|--|--|
| 1     | 04/13/2024 | 09 - 16  | 60                                       |
| 2     | 04/14/2024 | 09 - 16  | 60                                       |
| 3     | 04/19/2024 | 10 - 17  | 59                                       |
| 4     | 04/12/2024 | 11 - 18  | 58                                       |
| 5     | 04/05/2024 | 08 - 15  | 57                                       |
| 6     | 04/15/2024 | 07 - 14  | 56                                       |
| 7     | 04/23/2024 | 10 - 17  | 56                                       |
| 8     | 04/09/2024 | 09 - 16  | 54                                       |
| 9     | 04/24/2024 | 09 - 16  | 54                                       |
| 10    | 04/08/2024 | 09 - 16  | 53                                       |

0 Days this period with 8-hour averages > 70 ppb